

Read these instructions before commencing installation & retain them for future reference.

**IP20**    **240V 50HZ**

This fitting is Class II: Double insulated, No Earth required.

**Important Information**

It is recommended that luminaires are installed and fitted by a qualified electrician. The installation of this product must comply with the current edition of the IEE wiring regulations BS7671. *This luminaire is not suitable for bathroom or areas of high steam or heat.*

**Important User Advice**


Always switch off mains supply before fitting or servicing.

**Installation**

Install as below using the fixing clips provided. The cabinet lights can be mounted to illuminate downward or backward depending on requirements.

Connect to mains supply cable supplied to a suitable junction box, the mains cable can be cut to length as required.

Plug the mains cable into the cabinet light, select the colour you require switch on and test. **DO NOT SWITCH COLOURS WHILE POWERED ON** as this could damage the luminaire.



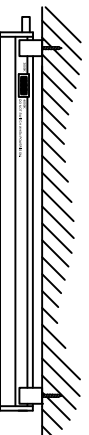
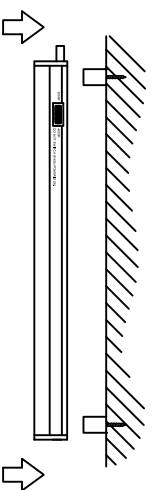
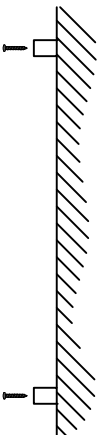
Fittings can be continuously linked to a max of 10 fittings

↔ Direction of supply (One way)



Product Code	Length	Wattage	Lamp Colour	Lumens	Lamp Colour	Lumens
KSRCL195	344mm	4W	3000K	490	4000K	530
KSRCL196	571mm	7W	3000K	830	4000K	900
KSRCL197	905mm	14W	3000K	1450	4000K	1550
KSRCL198	1205mm	18W	3000K	1800	4000K	1950

Under Cabinet application



Available Finish: White

 2m Start of run lead  
 One supplied with each luminaire

 Link Leads (Available to order)  
 150mm (KSRCL144)  
 300mm (KSRCL145)  
 500mm (KSRCL146)

**Lamp Details**  
 Lamp Type: Non Replaceable LED Module  
 CCT: 3000K or 4000K Switchable  
 CRI: Ra>83



KSR Lighting After-sales: 023 92 674343  
 E-mail: [aftersales@ksrlighting.com](mailto:aftersales@ksrlighting.com)